

---

# In the Supreme Court of Ohio

---

APPEAL FROM THE COURT OF APPEALS  
THIRD APPELLATE DISTRICT  
ALLEN COUNTY, OHIO  
CASE No. 01-08-065

---


JEFFREY GEESAMAN, et al.,  
*Plaintiffs-Appellees,*

v.

ST. RITA'S MEDICAL CENTER, et al.,  
*Defendants,*

and

JOHN COX, D.O.,  
*Defendant-Appellant.*



---

## MEMORANDUM IN SUPPORT OF JURISDICTION OF APPELLANT JOHN COX, D.O.

---

Dennis P. Mulvihill (0063996)  
Gregory S. Scott (0067255)  
LOWE EKLUND WAKEFIELD &  
MULVIHILL CO., L.P.A.  
610 Skylight Office Tower  
1660 West 2nd Street  
Cleveland, OH 44113-1454  
Tel: (216) 781-2600  
Fax: (216) 781-2610  
E-mail: [dmulvihill@lewm.com](mailto:dmulvihill@lewm.com)  
[gscott@lewm.com](mailto:gscott@lewm.com)

*Attorneys for Plaintiffs-Appellees*

Irene C. Keyse-Walker (0013143)  
(COUNSEL OF RECORD)  
TUCKER ELLIS & WEST LLP  
1150 Huntington Building  
925 Euclid Avenue  
Cleveland, Ohio 44115-1414  
Tel: (216) 592-5000  
Fax: (216) 592-5009  
E-mail: [ikeyse-walker@tuckerellis.com](mailto:ikeyse-walker@tuckerellis.com)

*Attorney for Defendant-Appellant  
John Cox, D.O.*

# In the Supreme Court of Ohio

---

APPEAL FROM THE COURT OF APPEALS  
THIRD APPELLATE DISTRICT  
ALLEN COUNTY, OHIO  
CASE No. 01-08-065

---

JEFFREY GEESAMAN, et al.,  
*Plaintiffs-Appellees,*

v.

ST. RITA'S MEDICAL CENTER, et al.,  
*Defendants,*

and

JOHN COX, D.O.,  
*Defendant-Appellant.*

---

## MEMORANDUM IN SUPPORT OF JURISDICTION OF APPELLANT JOHN COX, D.O.

---

Dennis P. Mulvihill (0063996)  
Gregory S. Scott (0067255)  
LOWE EKLUND WAKEFIELD &  
MULVIHILL CO., L.P.A.  
610 Skylight Office Tower  
1660 West 2nd Street  
Cleveland, OH 44113-1454  
Tel: (216) 781-2600  
Fax: (216) 781-2610  
E-mail: [dmulvihill@lewm.com](mailto:dmulvihill@lewm.com)  
[gscott@lewm.com](mailto:gscott@lewm.com)

*Attorneys for Plaintiffs-Appellees*

Irene C. Keyse-Walker (0013143)  
(COUNSEL OF RECORD)  
TUCKER ELLIS & WEST LLP  
1150 Huntington Building  
925 Euclid Avenue  
Cleveland, Ohio 44115-1414  
Tel: (216) 592-5000  
Fax: (216) 592-5009  
E-mail: [ikseyse-walker@tuckerellis.com](mailto:ikseyse-walker@tuckerellis.com)

*Attorney for Defendant-Appellant  
John Cox, D.O.*

Wayne E. Waite (0008352)  
FREUND, FREEZE & ARNOLD  
1800 One Dayton Centre  
1 South Main St.  
Dayton, OH 45402  
Tel: (937) 222-2424  
Fax: (937) 425-0207  
E-mail: [wwaite@ffalaw.com](mailto:wwaite@ffalaw.com)

*Attorney for Defendant-Appellant Lima  
Radiology Associates*

Patrick K. Adkinson (0016980)  
ADKINSON LAW OFFICE  
4244 Indian Ripple Road, Suite 150  
Dayton, OH 45440  
Tel: (937) 431-9660  
Fax: (937) 228-0944  
E-mail: [pka.adklaw@bizwoh.rr.com](mailto:pka.adklaw@bizwoh.rr.com)

*Additional Counsel for Defendant-  
Appellant John Cox, D.O.*

## **TABLE OF CONTENTS**

	<b><u>Page</u></b>
I. EXPLANATION OF WHY THIS CASE IS A CASE OF PUBLIC OR GREAT GENERAL INTEREST .....	1
II. STATEMENT OF THE CASE AND FACTS .....	6
III. ARGUMENT IN SUPPORT OF PROPOSITIONS OF LAW .....	9
Proposition of Law No. 1 .....	9
The “loss of chance” doctrine is inapplicable when a plaintiff maintains a medical malpractice claim that seeks full damages for harm directly and proximately caused by medical negligence.....	9
Proposition of Law No. 2: .....	12
When a party is sanctioned for failing to supplement discovery responses as required Civ.R. 26(E), the trial court retains broad discretion to determine how that sanction affects evidence presented or elicited by parties who did not violate the rule.....	12
IV. CONCLUSION .....	14
CERTIFICATE OF SERVICE.....	15

## **APPENDIX**

	<b><u>Appx. Page</u></b>
Opinion of the Allen County Court of Appeals (Aug. 10, 2009).....	1
Judgment Entry of the Allen County Court of Appeals (Aug. 10, 2009).....	31
Judgment Entry of the Allen County Court of Appeals (Oct. 21, 2009).....	32
Erratum of Opinion of the Allen County Court of Appeals (Oct. 21, 2009).....	35

**I. EXPLANATION OF WHY THIS CASE IS A CASE OF PUBLIC OR GREAT GENERAL INTEREST**

This case presents two issues of critical importance to the continuing availability of affordable healthcare in Ohio: 1) whether a jury must be instructed that if they reject the plaintiff's claim that a medical condition was "more probably than not" caused by malpractice, they should consider "loss of chance" damages; and 2) under what circumstances Ohio's discovery rules require the reversal of a unanimous jury verdict due to the admission of testimony elicited in cross-examination by a party who was never found by any court to be in violation of any discovery rule.

The Plaintiffs in this case allege that if Jeffrey Geesaman had taken aspirin each of the three days separating his April 2, 2005 discharge from the hospital and April 5, 2005 readmission, he "more probably than not" would not have had the second stroke that led to his readmission. Defendants presented evidence that in light of Mr. Geesaman's pre-existing heart disease and the location of the blood clot causing his first stroke, neither aspirin nor any other treatment would have prevented the second stroke five days later, and even in the general population, the potential that aspirin therapy will prevent strokes is far less than "probable." Following a unanimous defense verdict, Plaintiffs appealed, arguing that the Trial Court erred when it refused to instruct the jury to award full damages if they accepted Plaintiffs' causation evidence, or award "loss-of-chance" damages if they accepted Defendant's causation evidence. The Third District Court of Appeals agreed and reversed, remanding for a new trial.

To be clear: The claim maintained by Plaintiffs was that all of the medical consequences attendant to Mr. Geesaman's second stroke were more probably than not caused by malpractice. The sole basis for the appellate court's conclusion that the jury should have been instructed that if they "did not find proximate cause \* \* \* to consider loss of chance," was evidence from the defense disputing proximate cause. The Court held:

Although the Geesamans presented testimony that Mr. Geesaman's chance to avoid the second stroke and resultant injuries was more probable than not with proper diagnosis and treatment, other evidence could have led a reasonable juror to conclude that Mr. Geesaman had a less-than-even chance to avoid the second stroke and resultant injuries. Therefore, if the jury did not find proximate cause, the evidence warranted instructing them to consider loss of chance, not as a fallback position for the Geesamans, as Dr. Cox asserts, but based on the evidence before it.

(App. Op. at ¶ 34, Appx. 17.) The "other evidence" referenced in line four is defense evidence disputing "more probable than not" causation. Thus, under the rule of law established by the Court of Appeals' decision, every medical malpractice case in which causation is contested exposes physicians to liability not only when the jury believes plaintiff's experts, *but also when they believe defendant's experts*. Three reasons support this Court's review of the Third District decision.

First, the Third District's "win-if-I-win/win-if-I-lose" rule for instructing juries upends fundamental burdens of proof. See, e.g., *Snyder v. American Cigar Co.* (1908), 33 Ohio C.D. 440, 43 Ohio C.C. 440, *aff'd* (1910), 81 Ohio St. 568 (under "the rule that the burden of proof is upon the plaintiff," when "two antagonistic theories of the case are

presented \* \* \* the plaintiff must recover, if at all, upon the merits of his own theory and the sufficiency of his own allegations and proof, not upon any weakness in his adversary's position"). Even under the "relaxed" causation standard for loss of chance, "the plaintiff still has the burden of persuading the jury by a preponderance of the evidence that defendant brought about the harm plaintiff has suffered" (*Roberts v. Ohio Permanent Med. Group, Inc.* (1996), 76 Ohio St.3d 483, 486-487); here, the Court of Appeals concluded that defense evidence disputing proximate cause met the Plaintiffs' burden of proof on a "loss of chance" claim the Plaintiffs never asserted.

Second, the decision is in conflict with decisions from the First, Seventh, Eighth, and Tenth District Courts of Appeal, all of which recognize that the "loss of chance" doctrine is "inapplicable" when a plaintiff maintains a traditional malpractice claim. See *Fehrenbach v. O'Malley* (2005), 164 Ohio App.3d 80, ¶ 43 (affirming that a "loss-of-chance" instruction "is not applicable when the plaintiff demonstrates a more than even chance of a full recovery with proper diagnosis and treatment"); *Haney v. Barringer*, 7th Dist. No. 06MA141, 2007-Ohio-7214, ¶ 15 ("in effect, the plaintiff must either prove traditional proximate cause, or prove that traditional notions of proximate cause do not apply because a chance of survival or recovery was less than 50% at the time of the defendants' negligence"); *McDermott v. Tweel* (2003), 151 Ohio App.3d 763, ¶ 43 (loss-of-chance doctrine does not apply to a case "in which the injured patient had an even or greater-than-even chance of recovery at the time of the alleged negligence"); *Liotta v. Rainey* (Nov. 22, 2000), 8th Dist. No. 77396, 2000 WL 1738355 (trial court correctly

directed a verdict on “loss of chance” where plaintiff’s expert “[a]t no time” testified that the plaintiff had a less than even chance of recovery at the time of the alleged malpractice).

Third, the decision exposes a gap in this Court’s loss-of-chance jurisprudence that, until filled, will continue to cause inconsistency and inequities in Ohio courts. Compare *Environmental Network Corp. v. Goodman Weiss Miller, L.L.P.* (2008), 119 Ohio St.3d 209 (filling gap in prior case law on causation standard for legal malpractice claim). Specifically, *Roberts* fails to clarify that “loss of chance” applies only when a plaintiff asserts a claim based on a less-than-even chance of survival or recovery at the time of the allegedly negligent acts. As explained under Appellant’s First Proposition of Law, *infra* at pp. 9-11, such a limitation is the only logical interpretation of the doctrine adopted in *Roberts* and explained in *McMullen v. Ohio State Univ. Hosp.* (2000), 88 Ohio St.3d 332. This case, however, amply demonstrates the need for this Court’s express pronouncement of that limitation. The “loss of chance” doctrine already exposes physicians to a form of tort liability unique in American jurisprudence. See *Valdez v. Newstart, LLC* (Tenn. App.), 2008 WL 4831306, fn. 6, appeal denied (Tenn. 21009) (“No other professional malpractice defendant carries this burden of liability without the requirement that plaintiffs prove the alleged negligence more probably rather than possibly caused the injury”) (punctuation and citation omitted). Neither law nor policy supports the Third District’s dramatic expansion of that doctrine.



The Third District's decision also misinterprets and misapplies the duty to supplement discovery responses imposed by Civ.R. 26(E).<sup>1</sup> The Plaintiffs in this case successfully invoked Rule 26(E) to obtain a ruling that counsel for one defendant could not elicit an allegedly "new" opinion from his causation expert at trial. Plaintiffs then attempted to extend the ruling to bar counsel for a co-defendant from posing a hypothetical to the witness during his cross-examination. The trial judge who had heard the earlier evidence, who was familiar with the parties' theories of the case, and who had issued the ruling limiting the opinion on direct, overruled Plaintiffs' objection.

The Court of Appeals reversed, concluding that the hypothetical defeated "the spirit" (though not the letter) of Civ. R. 26(E) (App. Op. at ¶ 61, Appx. 30). That ruling is in conflict with decisions of other districts confirming that trial judges are given broad discretion in formulating the need for, and proper scope of, discovery sanctions under Rule 26(E), and only errors that affect substantial rights can justify vacating a jury verdict. A decision from this Court interpreting and applying Civ.R. 26(E) will provide uniformity and guidance to the trial and appellate courts of Ohio.

---

<sup>1</sup> That rule provides, in pertinent part:

A party who has responded to a request for discovery with a response that was complete when made is under no duty to supplement his response to include information thereafter acquired, except as follows:

\* \* \*

(2) A party who knows or later learns that his response is incorrect is under a duty seasonably to correct the response.

## **II. STATEMENT OF THE CASE AND FACTS**

This case arises from the unfortunate effects of a blood clot that lodged in the area of Plaintiff Jeffrey Geesaman's brain stem on March 31, 2005. Upon presentation at St. Rita's Medical Center's emergency room, Mr. Geesaman was an obese male with poorly controlled hypertension, cholesterol and undiagnosed diabetes which caused severe intracranial arteriosclerosis. Mr. Geesaman's symptoms were evaluated and he was admitted for further tests and observation under the care of Defendant neurologist Ali Almudallal, M.D. Dr. Almudallal ordered an MRI, which was performed the next day and read by Defendant-Appellant neuroradiologist John Cox, D.O. Because the diffusion weighted images did not appear when Dr. Cox accessed Mr. Geesaman's MRI on the computer, Dr. Cox did not review those images, and concluded that the MRI was "normal." Mr. Geesaman was discharged on April 2, 2005, with oral instructions to continue the aspirin he had been taking during his three-day hospital stay. On April 5, Mr. Geesaman returned to St. Rita's emergency room, at which time he was diagnosed with a stroke. MRIs taken at that time showed evidence of the earlier stroke.

Mr. Geesaman and his wife filed suit against Dr. Almudallal, Dr. Cox, Dr. Cox's employer (Lima Radiology Associates, Inc. ("LRA")), and St. Rita's Medical Center, alleging that the second stroke was caused by malpractice. Specifically, he denied that he had been told to continue aspirin, and asserted that he would have taken aspirin if instructed to do so, and that had he taken aspirin, he would have fully recovered from the first stroke and would not have suffered the second stroke. Dr. Cox conceded that he

deviated from the applicable standard of care when he neglected to obtain the missing images before concluding that the April 1 MRI was “normal,” but disputed Plaintiffs’ claim that the deviation caused Mr. Geesaman’s second stroke. Prior to trial, the Trial Court granted Dr. Cox and LRA’s in limine request for a clarification that “loss of chance” was inapplicable to Plaintiffs’ claim.

At trial, Plaintiffs presented expert testimony in support of their contention that three additional days of aspirin (April 2 to April 5) would, more likely than not, have prevented the April 5 stroke. Defendants presented testimony that: 1) the type and location of the clot, as well as Mr. Geesaman’s atherosclerotic disease, precluded effective therapy of any kind, including aspirin; 2) that in fact, the aspirin Mr. Geesaman took during the three days of his first hospital stay (March 31 to April 2) would still have been in his system April 5, proving that aspirin therapy was not effective; and 3) additional strokes suffered by Mr. Geesaman following his April 5 admission to the hospital, and while he was on aspirin, further proved that aspirin therapy was not effective. Defendants also presented evidence regarding the numerous studies reported in the medical literature demonstrating that even in the general population, the institution of aspirin therapy reduces the risk of stroke only slightly.

The final witness at trial was David Preston, M.D., a neurologist testifying on behalf of Dr. Almudallal. In deposition, Dr. Preston had opined that the three-day lapse in aspirin therapy did not cause Mr. Geesaman’s second stroke and, upon further questioning, stated that he could “not recall” the results of MRIs taken 10 and 20 days

after Mr. Geesaman's second stroke. Other experts (including Plaintiffs') stated in deposition (and at trial) that the April 15 and April 25 MRIs showed additional strokes ("infarcts"), further supporting the ineffectiveness of aspirin therapy for Mr. Geesaman's strokes. Notwithstanding the fact that the evidence had already been presented to the jury, the Trial Court agreed with Plaintiffs' assertion that Dr. Almudallal's counsel had violated Civ.R. 26(E) by failing to "supplement" Dr. Preston's deposition testimony, and precluded him from questioning Dr. Preston about the MRIs. When counsel for Dr. Cox cross-examined Dr. Preston, he posed a hypothetical based on testimony from Dr. Cox's own experts about the results of the April 15 and April 25 MRIs. Dr. Preston agreed that those additional facts were consistent with his opinion.

The jury's unanimous verdict found no negligence on the part of Dr. Almudallal, and that Dr. Cox's admitted negligence was not a proximate cause of Plaintiffs' injury. On August 10, 2009, the Court of Appeals reversed and remanded for a new trial. (Appx. 31.) Dr. Cox filed timely motions for reconsideration and to certify a conflict, and LRA filed a motion for clarification and/or reconsideration. On October 21, 2009, the Court of Appeals issued: 1) a Judgment Entry denying the motion to certify a conflict, and denying both motions for reconsideration, but clarifying that LRA was part of the new trial ordered; and 2) an Erratum to Opinion correcting clerical errors in footnote 2 and paragraph 63 of the August 10, 2009 Opinion. (Appx. 32-36.)

### III. ARGUMENT IN SUPPORT OF PROPOSITIONS OF LAW

#### Proposition of Law No. 1

**The “loss of chance” doctrine is inapplicable when a plaintiff maintains a medical malpractice claim that seeks full damages for harm directly and proximately caused by medical negligence.**

The Third District Court of Appeals misinterpreted the nature and scope of the “loss of chance” doctrine this Court adopted in *Roberts v. Ohio Permanente Medical Group, Inc.* (1996), 76 Ohio St.3d 43.

Ohio’s “loss of chance” doctrine begins with *Cooper v. Sisters of Charity of Cincinnati, Inc.* (1971), 27 Ohio St.2d 242, where this Court’s syllabus held that physicians are subject to the same rules of liability as the rest of society:

In an action for wrongful death, where medical malpractice is alleged as a proximate cause of death, and plaintiff’s evidence indicates that a failure to diagnose the injury prevented the patient from an opportunity to be operated on, which failure eliminated any chance of the patient’s survival, the issue of proximate cause can be submitted to a jury only if there is sufficient evidence showing that with proper diagnosis, treatment and surgery the patient probably would have survived.

The *Roberts* majority overturned *Cooper*, based on its conclusion that an “all or nothing” causation requirement was unduly harsh when applied to the medical malpractice claim of a patient with a less-than-even chance of survival or recovery at the time of the allegedly negligent act or omission. See 76 Ohio St.3d at 488. Instead of “nothing,” *Roberts* allows such patients to recover a portion of their damages, based on a “relaxed” causation standard. *Id.* at 485, 487 (“[T]he requirement of proving causation is

relaxed to permit recovery” and “the jury, rather than the medical expert, is given the task of balancing probabilities”).

The decision does not specify that loss of chance *only* applies when the claim maintained by plaintiff is based upon a less-than-even chance of recovery or survival, but the rationale supporting the doctrine can lead to no other conclusion. That is so because the loss of chance exception to “all or nothing” causation has no effect on the “all” part of that equation; a plaintiff who maintains a traditional action for malpractice is entitled to “full” damages so long as that plaintiff presents expert medical testimony that the death or injury was more probably than not the result of malpractice. Thus, even if the plaintiff’s expert testifies that the patient had only a 51% chance of survival or recovery absent negligence, the plaintiff would be entitled to 100% of his or her damages. See, e.g., *McMullen v. Ohio St. Univ. Hosp.* (2000), 88 Ohio St.3d 332 (plaintiff entitled to “full” wrongful death damages in action where plaintiff’s own expert testified that the decedent had only a 60% chance of recovery at the time of malpractice).

As the *McMullen* dissent points out, if “loss of chance” applied to plaintiffs who can show “more probable than not” causation, the maximum the plaintiff in *McMullen* could have received would have been 60% of his “full” wrongful damages. *Id.* at 350. The majority’s affirmation of “full” damages demonstrates that loss of chance applies *only* when the plaintiff maintains a claim asserting that a less-than-even chance of survival or recovery. Accord *Dobran v. Franciscan Med. Ctr.* (2004), 102 Ohio St.3d 54, ¶ 8, n.1 (“*Roberts* contemplates those plaintiffs who had a ‘less-than-even chance of

recovery or survival' that was diminished even further by the defendant's negligence"); cases cited *supra*, pp. 3-4. The Third District's application of loss of chance to a traditional malpractice claim conflicts with the doctrine adopted by this Court and the decisions of other Ohio courts.

In short, under Ohio law, a plaintiff may: 1) maintain an action for traditional proximate cause and seek "full" damages, even if up to 49% of the harm was caused by an underlying medical condition; or 2) assert a less-than-even chance of recovery or survival under the "relaxed" causation standard of the "loss of chance" doctrine, give the task "of balancing probabilities" to the jury, and have the jury assess and apportion damages based on statistical evidence of the lost chance. *Roberts*, 76 Ohio St.3d at 487, 488. Here, the Trial Court properly concluded that Plaintiffs had presented and maintained a traditional medical malpractice claim. Plaintiffs were seeking full damages based on expert testimony of a "probability" that an earlier diagnosis and treatment would have prevented the second stroke, and Plaintiffs' expert witnesses testified that the second stroke was more probably than not the result of the delay. The Trial Court correctly submitted this case to the jury under traditional proximate cause and correctly entered judgment on a verdict for all Defendants.

**Proposition of Law No. 2:**

**When a party is sanctioned for failing to supplement discovery responses as required Civ.R. 26(E), the trial court retains broad discretion to determine how that sanction affects evidence presented or elicited by parties who did not violate the rule.**

It is not clear whether the Court of Appeals considered the admission of Dr. Preston's testimony on cross-examination, standing alone, to constitute "reversible" error. Plaintiffs' Sixth Assignment of Error alleged only that the Trial Court "erred" when it admitted the testimony, and the Court of Appeals held only that "the sixth assignment of error is well taken \* \* \*." (App. Op. at ¶¶ 17, 61, Appx. 8-9, 30.) It is well established that only *prejudicial* error in the admission of evidence requires reversal of a judgment on a jury verdict. See, e.g., *Beard v. Meridia Huron Hosp.* (2005), 106 Ohio St.3d 237, 242, ¶ 35 ("An improper evidentiary ruling constitutes reversible error only when the error affects the substantial rights of the adverse party or the ruling is inconsistent with substantial justice"). Here, the Trial Court acted well within its broad discretion when it allowed Dr. Preston's response to a question on cross-examination. Even if an abuse of discretion, the admission of this cumulative evidence did not affect any substantial right of the Plaintiffs and provided no basis for vacating a unanimous jury verdict.

While acknowledging that Dr. Cox was not in violation of any discovery rule, the Court of Appeals concluded that the "spirit" of the discovery rules had been violated, requiring reversal. (App. Op. at ¶ 61, Appx. 30.) The Court invoked *Vaught v. Cleveland Clinic Found.* (2003), 98 Ohio St.3d 485, in support of reversal. But in *Vaught*, this Court *affirmed* the trial court's exercise of its broad discretion, reversing an



appellate decision that substituted appellate judgment for the judgment of the trial court. *Vaught* recognized that trial courts are in a far better position than appellate courts to determine the relevance and propriety of evidence offered at trial as well as the nature and scope of any sanction required to remedy a discovery violation. Those principles require reversal here.

The Trial Court accorded wide latitude to Plaintiffs by limiting the questions asked on direct by Dr. Almudallal's counsel. A ruling that the April 15 and April 25 MRIs presented no "unfair surprise" to Plaintiffs would have been amply supported by the record. See, e.g., *Tritt v. Judd's Moving & Storage, Inc.* (1990), 62 Ohio App.3d 206, 212 ("by its terms," Rule 26(E) does not require notice "as to each and every nuance of an expert's opinion"). One of Plaintiffs' own experts had acknowledged, during his own deposition, that the later MRIs showed additional infarcts, and at Dr. Preston's deposition, it was clear that both Plaintiffs' counsel and Dr. Preston were familiar with the MRIs. Dr. Preston simply could not recall at the time what those MRIs showed.

Plaintiffs' case for exclusion was even weaker by the time counsel for Dr. Cox cross-examined Dr. Almudallal. Counsel for Dr. Cox had stated his intent to include the April 15 and 25 MRIs in his cross-examination before Dr. Preston took the stand, and any claimed "surprise" was obviated by a two-hour recess between Dr. Preston's direct and his cross by Dr. Cox's counsel. Further, the testimony elicited by the hypothetical was not only consistent with Dr. Preston's opinion on direct, but was also consistent with the

opinion testimony of two expert witnesses *Dr. Cox* had presented in his case-in-chief. Dr. Cox had the right to corroborate his witnesses' testimony through cross-examination.

Dr. Cox did not violate any discovery rules and was not the subject of any sanction. The trial judge reasonably exercised his discretion in determining that counsel's hypothetical to Dr. Preston introduced no "new" opinion and the MRIs posed no "surprise" for the Plaintiffs.

#### IV. CONCLUSION

Appellant respectfully requests that this Court accept jurisdiction so that the important issues presented may be reviewed on the merits.

Respectfully submitted,



Patrick K. Adkinson (0016980)  
ADKINSON LAW OFFICE  
4244 Indian Ripple Road, Suite 150  
Dayton, OH 45440  
Tel: (937) 431-9660  
Fax: (937) 228-0944  
E-mail: [pka.adklaw@bizwoh.rr.com](mailto:pka.adklaw@bizwoh.rr.com)

Irene C. Keyse-Walker (0013143)  
(COUNSEL OF RECORD)  
TUCKER ELLIS & WEST LLP  
1150 Huntington Building  
925 Euclid Avenue  
Cleveland, Ohio 44115-1414  
Tel: (216) 592-5000  
Fax: (216) 592-5009  
E-mail: [ikeyse-walker@tuckerellis.com](mailto:ikeyse-walker@tuckerellis.com)

*Attorneys for Defendant-Appellee John Cox, D.O.*

**CERTIFICATE OF SERVICE**

A copy of the foregoing has been served this 4th day of December, 2009, by

U.S. Mail, postage prepaid, upon the following:

Dennis P. Mulvihill  
Gregory S. Scott  
Lowe Eklund Wakefield &  
Mulvihill Co., L.P.A.  
610 Skylight Office Tower  
1660 West 2nd Street  
Cleveland, OH 44113-1454


*Attorneys for Plaintiffs-Appellees*

Wayne E. Waite  
Freund, Freeze & Arnold  
1800 One Dayton Centre  
1 South Main St.  
Dayton, OH 45402

*Attorney for Defendant-Appellant Lima  
Radiology Associates*

James F. Nooney  
Eastman & Smith, Ltd.  
One SeaGate, 24th Floor  
P.O. Box 10032  
Toledo, OH 43699-0032

*Attorney for Defendant Ali S. Al-Mudallal,  
M.D.*



*One of the Attorneys for Defendant-  
Appellant John Cox, D.O.*

COURT OF APPEALS  
FILED

2009 AUG 10 PM 12:53

GINA C. STALEY-BURLEY  
CLERK OF COURTS  
ALLEN COUNTY, OHIO

IN THE COURT OF APPEALS OF OHIO  
THIRD APPELLATE DISTRICT  
ALLEN COUNTY

---

JEFFREY GEESAMAN, ET AL.,

PLAINTIFFS-APPELLANTS,

CASE NO. 1-08-65

v.

ST. RITA'S MEDICAL CENTER, ET AL.,

OPINION

DEFENDANTS-APPELLEES.

---

Appeal from Allen County Common Pleas Court  
Trial Court No. CV2006 0914

Judgment Affirmed in Part, Reversed in Part, and Cause Remanded

Date of Decision: August 10, 2009

---

APPEARANCES:

*Dennis P. Mulvihill* for Appellants

*James F. Nooney* for Appellee, Ali Almudallal, M.D.

*Patrick K. Adkinson* for Appellees, John Cox, M.D. and  
Lima Radiology

SHAW, J.

{¶1} Plaintiffs-appellants Jeffrey and Lori Geesaman appeal the October 1, 2008 judgment of the Common Pleas Court of Allen County, Ohio, entering a judgment for the defendants-appellees, Dr. John Cox, Lima Radiology Associates, and Dr. Ali Almudallal, and dismissing the Gessamans' complaint following a jury verdict in favor of the appellees.

{¶2} The facts relevant to this appeal are as follows. On March 31, 2005, Jeffrey Geesaman went to the emergency room at St. Rita's Medical Center where he saw Dr. Gary Beasley. Mr. Geesaman reported that he was experiencing dizziness, balance issues, slurred speech, problems with his vision, and had vomited three times throughout the day. His blood pressure was taken at the time, and it was 171/111 and later reached 184/117. His weight was 280 pounds, and he was 6' 1" tall. Mr. Geesaman also provided a history to medical personnel, which included poorly controlled hypertension, smoking, and alcohol consumption. Mr. Geesaman further stated that he quit smoking and consuming alcohol a number of years prior. In addition, he reported that his mother had a stroke at age forty-five.

{¶3} Dr. Beasley conducted a physical exam of Mr. Geesaman in order to determine the cause of his symptoms and found no signs of trauma to his head. Dr. Beasley did not have Mr. Geesaman stand up or walk because of his size and complaints of dizziness and balance problems. Mr. Geesaman was placed on a

heart monitor, and a chest x-ray and CT scan of his head were taken, as well as other tests. The chest x-ray and physical examination were negative for any cardiac problems. The CT scan did not show any kind of bleed or tumor that could explain the symptoms. However, Mr. Geesaman's sugar level was elevated at 224.

{¶4} After reviewing the various tests and conducting his own examination, Dr. Beasley was concerned that Mr. Geesaman might have had a stroke or was experiencing a transient ischemic attack ("TIA"). As a result, Dr. Beasley, who is an emergency medicine physician, contacted neurologist, Dr. Ali Al mudallal, to discuss the case and his concerns. After discussing the case, the decision was made to have Mr. Geesaman admitted to internal medicine and Dr. Al mudallal would provide a neurological consult.

{¶5} That evening, Mr. Geesaman was admitted to the hospital and placed on a number of different medications, including aspirin. The following day, Dr. Al mudallal ordered several tests for Mr. Geesaman, including magnetic resonance imaging ("MRI") of his brain, in order to determine if he had a stroke. An MRI of the brain involves the taking of hundreds of images in various sequences, including diffusion weighted images. The MRI was reviewed by Dr. John Cox, a neuroradiologist. Dr. Cox concluded that the MRI was normal and wrote that conclusion in his report. After reading the conclusion of Dr. Cox, as well as the results of the other tests, Dr. Al mudallal ruled out a stroke.

{¶6} Mr. Geesaman's condition seemed to improve, and Dr. Almudallal determined that his neurological problems were possibly caused by either a complicated migraine or labyrinthitis, an inflammation in the inner ear. Therefore, Dr. Almudallal discharged Mr. Geesaman from his neurological care. Prior to discharging Mr. Geesaman from neurology, Dr. Almudallal spoke with him and his wife about his conclusions and decided to see him on an outpatient basis to provide additional workup for these possible conditions. In addition, Dr. Almudallal testified that he told Mr. Geesaman to continue taking aspirin every day. However, the Geesamans testified that he never gave that instruction.

{¶7} Mr. Geesaman remained in the hospital for another day because of other issues, including his hypertension and his newly discovered diabetes, which were being treated by the internal medicine physicians. On April 2, 2005, Mr. Geesaman was discharged from the hospital. Prior to that discharge, he was given discharge instructions and five prescriptions, neither of which involved him taking aspirin. Upon leaving the hospital, Mr. Geesaman did not take any additional aspirin.

{¶8} For the next three days, Mr. Geesaman seemed to be improving. However, on April 5, 2005, Mr. Geesaman returned to St. Rita's emergency room. This time he and his wife reported that his slurred speech had increased, he was off balance, had difficulty walking, was confused, had right sided weakness, loss of appetite, and was very tired. Once again, Mr. Geesaman was admitted to the

hospital, and another MRI of his brain was ordered in addition to other tests. Included in the other tests was a magnetic resonance angiogram ("MRA"). An MRA uses a magnetic field to provide pictures of blood vessels inside the body. In this case, the MRA was utilized to determine if any abnormalities in Mr. Geesaman's vessels, such as a blood clot, existed that could explain his symptoms.

{¶9} This second MRI revealed that Mr. Geesaman had suffered a stroke. In addition, the doctors treating Mr. Geesaman realized that his first MRI had shown that he had a stroke. In fact, two to three infarcts, dead tissue caused by a stroke, were visible in the April 1, 2005 MRI. However, those infarcts went unnoticed because Dr. Cox failed to view the diffusion weighted images of the MRI. Diffusion weighted images are helpful to identify an area of acute ischemia in the brain, i.e. a restriction in blood supply, which would indicate a recent stroke. In this case, these images showed damage to the portions of the brain located in the back of the head, known as the pons and the cerebellum. Problems in these parts of the brain were consistent with the symptoms Mr. Geesaman was experiencing when he came to the hospital the first time.

{¶10} Mr. Geesaman remained in the hospital until April 13, 2005, when he was transferred to the rehabilitation facility at St. Rita's. He remained in rehabilitation until he was discharged to his home on May 11, 2005. As a result of the strokes, he suffered brain damage, leaving him permanently disabled and unable to care for himself.



{¶11} The Geesamans filed a complaint for medical malpractice and loss of consortium against Dr. Almudallal, Dr. Cox, and several others on September 13, 2006. The case proceeded through the discovery phase with the parties deposing several doctors on behalf of each and various parties being dismissed. Among those deposed was Dr. Charles Lanzieri, a neuroradiologist. Dr. Lanzieri was listed as an expert witness for the Geesamans.

{¶12} During discovery, Dr. Cox admitted that he breached the standard of care by failing to review the diffusion weighted images of the MRI.<sup>1</sup> Ultimately, the case proceeded to trial against Dr. Almudallal, Dr. Cox, and Lima Radiology Associates.<sup>2</sup> Prior to the trial, the Geesamans filed a motion in limine, asking the court to exclude any evidence of Mr. Geesaman's prior drug and alcohol usage. The court overruled this motion. Additionally, Dr. Cox filed a motion in limine, requesting that the Geesamans not be permitted to introduce any evidence or make any argument to the jury as to loss of a less-than-even chance of recovery. The trial court granted this request and ordered that the Geesamans were "foreclosed from bringing forth any evidence with a focus on Loss of Chance."

---

<sup>1</sup> The parties dispute the reason for Dr. Cox's breach of duty. Dr. Cox maintained that the images did not appear when he accessed Mr. Geesaman's MRI in the computer due to some problem with the system. However, witnesses for the plaintiffs testified that the system was working properly and the images were available for review when Dr. Cox accessed Mr. Geesaman's MRI. In any event, Dr. Cox admitted that he should have reviewed these images and that his failure to recognize that the images were not available and to examine them prior to determining the MRI was normal was a breach of the standard of care.

<sup>2</sup> The complaint names Lima Radiology Associates ("LRA") under the doctrine of respondeat superior as the employer of Dr. Cox or that Dr. Cox was the owner of LRA. The judgment entry on the jury's verdict indicates that LRA was dismissed pursuant to the verdict. However, LRA's involvement was not mentioned during the trial nor was there a finding by the jury in regards to LRA. Rather, all parties acted as if the case were solely against Dr. Cox and Dr. Almudallal.

{¶13} On September 15, 2008, the trial in this matter began. Over the next several days, the parties presented their respective cases. One of the experts utilized by the Geesamans was Dr. David Thaler, a neurologist. He testified, inter alia, that had the stroke that Mr. Geesaman suffered on March 31, 2005, been recognized, the condition that caused that stroke identified, and Mr. Geesaman properly treated, he more likely than not would not have suffered the second stroke on April 5, 2005, which left him disabled. Counsel for the Geesamans also called Dr. Almudallal to testify as upon cross-examination. During this testimony, Dr. Almudallal opined that with proper care during Mr. Geesaman's first admission, he would have had a 25-33% chance of avoiding the second stroke.

{¶14} Dr. Cox's expert in neurology, Dr. Howard Kirshner, testified that even if the first stroke would have been detected, the condition that caused the stroke identified, and Mr. Geesaman properly treated, he more likely than not would have suffered the second stroke. However, he also testified that there are studies that have shown with proper treatment, particularly utilizing aspirin, there is a 13-20% chance to avoid a second stroke.

{¶15} Dr. Almudallal also presented the expert testimony of Dr. David Preston, a neurologist. In respect to causation, Dr. Preston testified that no treatment option would have prevented Mr. Geesaman's second stroke to a reasonable degree of medical certainty. This testimony was based, in part, upon a meta-analysis of thirteen clinical trials involving stroke treatment utilizing aspirin.

That analysis found that patients who were treated with aspirin had an 8.3% chance of having another stroke, whereas patients who were not treated had a 10% chance of having another stroke. These numbers correlated to a 17% relative risk reduction for a second stroke in patients who were treated with aspirin and an absolute risk reduction of 1.7%.

{¶16} At the conclusion of all the evidence, the trial court provided the jury with instructions, interrogatories, and verdict forms. Included in the instructions was an instruction about comparative negligence. After deliberations, the jury answered the necessary interrogatories and returned verdicts in favor of Dr. Almudallal and Dr. Cox. Specifically, the jury found that Dr. Almudallal was not negligent. It also found that Dr. Cox's negligence, which was conceded at trial, did not proximately cause injury to Mr. Geesaman. In accordance with these verdicts, the trial court rendered judgment in favor of the doctors and dismissed the Geesamans' complaint.

{¶17} The Geesamans now appeal, asserting six assignments of error.

**ASSIGNMENT OF ERROR NO. 1**

**THE TRIAL COURT ERRED WHEN IT EXCLUDED APPELLANTS' LOSS-OF-CHANCE THEORY OF RECOVERY FROM TRIAL.**

**ASSIGNMENT OF ERROR NO. 2**

**THE TRIAL COURT ERRED WHEN IT REFUSED TO CHARGE THE JURY ON THE LOSS-OF-CHANCE THEORY OF RECOVERY.**

ASSIGNMENT OF ERROR NO. 3

THE TRIAL COURT ERRED WHEN IT CHARGED THE JURY ON APPELLANT JEFFREY GEESAMAN'S COMPARATIVE NEGLIGENCE.

ASSIGNMENT OF ERROR NO. 4

THE TRIAL COURT ERRED WHEN IT ADMITTED EVIDENCE OF APPELLANT JEFFREY GEESAMAN'S PRIOR DRUG USE.

ASSIGNMENT OF ERROR NO. 5

THE TRIAL COURT ERRED WHEN IT ADMITTED DR. LANZIERI'S DEPOSITION INTO EVIDENCE AT TRIAL.

ASSIGNMENT OF ERROR NO. 6

THE TRIAL COURT ERRED WHEN IT ADMITTED TESTIMONY FROM DR. PRESTON IN CONTRAVENTION OF ITS OWN ORDER REGARDING TWO MRIS TAKEN OF JEFFREY GEESAMAN'S BRAIN.

{¶18} For ease of discussion, we elect to address the assignments of error out of order.

*Second Assignment of Error*

{¶19} In their second assignment of error, the Geesamans maintain that the trial court erred when it failed to instruct the jury on the issue of loss-of-chance. Initially, we note that this assignment of error involves the causation element of a medical malpractice action, not issues of duty and a breach thereof, i.e. negligence. The jury found that Dr. Almudallal was not negligent and,

accordingly, never proceeded to the causation inquiry. Therefore, this assignment of error does not apply to the verdict rendered in favor of Dr. Almudallal, and we address this issue only as it applies to Dr. Cox.

{¶20} In general, requested instructions should be given if they are correct statements of the law applicable to the facts in the case and reasonable minds might reach the conclusion sought by the instruction. *Murphy v. Carrolton Mfg. Co.* (1991), 61 Ohio St.3d 585, 591, 575 N.E. 2d 828. "In reviewing a record to ascertain the presence of sufficient evidence to support the giving of a[n] ... instruction, an appellate court should determine whether the record contains evidence from which reasonable minds might reach the conclusion sought by the instruction." *Id.*, citing *Feterle v. Huettnner* (1971), 28 Ohio St.2d 54, 275 N.E.2d 340 at syllabus. In reviewing the sufficiency of jury instructions given by a trial court, the proper standard of review for an appellate court is whether the trial court's refusal to give a requested jury instruction constituted an abuse of discretion under the facts and circumstances of the case. *State v. Wolons* (1989), 44 Ohio St.3d 64, 68, 541 N.E.2d 443. The term "abuse of discretion" implies that the court's attitude is unreasonable, arbitrary or unconscionable. *Blakemore v. Blakemore* (1983), 5 Ohio St.3d 217, 219, 450 N.E.2d 1140.

{¶21} Here, the issue is whether the evidence warranted an instruction on loss-of-chance. The loss-of-chance theory, more appropriately referred to as "loss of a less-than-even chance," was first recognized as a method of recovery in a

medical malpractice action in Ohio in 1996. See *Roberts v. Ohio Permanente Medical Group, Inc.*, 76 Ohio St.3d 483, 668 N.E.2d 480, 1996-Ohio-375. The plaintiff in *Roberts* was the executor of the estate of a patient who died from lung cancer. *Id.* at 484. The defendants failed to diagnose and properly treat the patient's lung cancer for seventeen months. *Id.* The plaintiff presented evidence that the decedent would have had a 28% percent chance of survival had proper and timely care been rendered but that the defendants' negligence decreased that chance of survival to zero. *Id.* After reviewing the loss-of-chance theory and Ohio's prior treatment of this theory, the Court held:

**In order to maintain an action for loss of a less-than-even chance of recovery or survival, the plaintiff must present expert medical testimony showing that the health care provider's negligent act or omission increased the risk of harm to the plaintiff. It then becomes a jury question as to whether the defendant's negligence was a cause of the plaintiff's injury or death. Once that burden is met, the trier of fact may then assess the degree to which the plaintiff's chances of recovery or survival have been decreased and calculate the appropriate measure of damages. The plaintiff is not required to establish the lost chance of recovery or survival in an exact percentage in order for the matter to be submitted to the jury.**

*Id.* at 488, 668 N.E.2d at 484. In so holding, the Ohio Supreme Court expressly overruled its prior holding in *Cooper v. Sisters of Charity of Cincinnati, Inc.* (1971), 27 Ohio St.2d 242, 251-252, 272 N.E.2d 97. *Id.*

{¶22} In *Cooper*, the decedent, a sixteen-year-old boy, was struck by a truck while riding a bicycle and hit his head. *Cooper*, 27 Ohio St.2d 242. The

emergency room physician failed to conduct a proper examination, thus missing his skull fracture and swelling of the tissues in the back of his head. *Id.* at 243-245. The doctor sent him home, and the boy died early the next morning from his injuries. *Id.*

{¶23} The executor of the boy's estate brought suit and presented two experts. *Id.* at 245-248. One doctor, who performed the decedent's autopsy, stated that it was difficult to ascertain with any degree of certainty whether the decedent would have survived or died with proper treatment. *Id.* at 247. The other doctor testified that proper diagnosis and surgery would have placed the boy's chances for survival around 50%. *Id.* The trial court granted the defendants a directed verdict, finding that the plaintiff failed to establish proximate cause between the defendants' negligence and the boy's death. *Id.* at 248-249. In affirming this decision, the Supreme Court of Ohio rejected the loss-of-chance theory and only permitted recovery in a medical malpractice action under a traditional proximate cause standard, i.e. when the plaintiff could prove that the negligence of the tortfeasor was more probably than not the proximate cause of the death and/or injury of the patient. *Id.* at syllabus.

{¶24} In *Roberts*, the Court re-examined the loss-of-chance theory and the views expressed in *Cooper*. *Roberts*, 76 Ohio St.3d at 487. The Court then found that it could "no longer condone this view" and overruled *Cooper*. *Id.* at 488. In explaining its decision, the Court stated: "Rarely does the law present so clear an

opportunity to correct an unfair situation as does this case before us. The time has come to discard the traditionally harsh view we previously followed[.]” *Id.* The Court also declared that “[a] patient who seeks medical assistance from a professional caregiver has the right to expect proper care and should be compensated for any injury caused by the caregiver’s negligence which has reduced his or her chance of survival.” *Id.* The Court went on to discuss the advancements seen in the medical field and the importance of early intervention and held that “a health care provider should not be insulated from liability where there is expert medical testimony showing that he or she reduced the patient’s chances of survival.” *Id.*

{¶25} During the trial in this case, the Geesamans presented the testimony of Dr. David Thaler, who concluded that Mr. Geesaman’s second, more devastating stroke and its attendant injuries more likely than not could have been avoided but for the errors made in failing to identify the first stroke and treating him properly. Dr. Almudallal testified as upon cross-examination that Mr. Geesaman’s chances of avoiding that second stroke were 25-33% if he had been properly treated after his first stroke. Dr. Kirshner, in testifying for Dr. Cox, acknowledged that some studies have shown that with proper treatment, such as the use of aspirin, there is a 13-20% chance to avoid a second stroke. Lastly, Dr. Preston, in testifying for Dr. Almudallal, stated that a meta-analysis of thirteen



different studies involving stroke treatment with aspirin demonstrated a 17% relative risk reduction and 1.7 absolute risk reduction for having a second stroke.

{¶26} On these facts, the evidence before the jury was sufficient that reasonable minds might reach the conclusion sought by a loss of less-than-even chance of recovery instruction. This evidence was introduced initially by the Geesamans through the use of cross-examination of Dr. Almudallal in their case-in-chief and was further brought about during the presentation of expert witnesses for the respective defenses. Although Dr. Thaler provided testimony to establish proximate causation, witnesses for the two defendant doctors and Dr. Almudallal himself provided the evidence which warranted a loss of less-than-even chance instruction.

{¶27} Nevertheless, Dr. Cox maintains that the loss of less-than-even chance theory should not be forced upon the defense because the Geesamans proceeded under a proximate cause theory of their case in their complaint. In support, Dr. Cox relies upon another Ohio Supreme Court case, *McMullen v. Ohio State Univ. Hospitals*, 88 Ohio St.3d 332, 725 N.E.2d 1117, 2000-Ohio-342. In *McMullen*, the plaintiff's decedent suffered from cancer, had a bone marrow transplant, and later returned to the hospital with high fevers and a possible viral infection. *Id.* at 333. The decedent's lungs had fluid buildup and she experienced shortness of breath, leading to the placement of an endotracheal ("ET") tube through her mouth and throat in order to maintain her oxygenation level. *Id.*

Three days later, on October 14, 1990, her oxygen saturation level dropped to a critical point, and when other efforts failed to improve this level, the nurses removed her ET tube. *Id.* It took the responding doctors several different attempts in excess of twenty minutes before the ET tube was successfully re-established. *Id.* During this time, the decedent's oxygen saturation level fell below that consistent with life, causing the decedent irreversible damage to her brain, lungs, and heart. *Id.* She died seven days later. *Id.*

{¶28} During a trial to the court, the plaintiff presented evidence that this event was the direct cause of all the underlying causes of the decedent's death. *McMullen*, 88 Ohio St.3d at 334. The defendants presented evidence that prior to the October 14, 1990 incident, the decedent's chances of survival were less than fifty percent given her overall condition and that she would have died within thirty days, notwithstanding the events on October 14<sup>th</sup>. *Id.* at 335.

{¶29} The trial court found that the decedent had a chance of surviving prior to October 14, 1990, but that the negligent medical treatment decreased her chance of survival to zero. *Id.* The court found in favor of the decedent's estate but then conducted a trial on the issue of damages and applied the formula for the calculation of damages based upon a lost chance of survival rather than a total amount of damages. *Id.*

{¶30} The Supreme Court found that the trial court should never have proceeded to assess damages under a loss of chance theory given the trial court's

conclusion that the cause of death was the October 14, 1990 anoxic or hypoxic event, attributed solely to the defendants' negligence. *Id.* at 337. Specifically, the Court held that it "never intended to force this theory on a plaintiff who could otherwise prove that specific negligent acts of the defendant caused the ultimate harm."

{¶31} Further, the Court noted that a review of the many cases on loss of less-than-even chance revealed a particular factual situation involved:

the plaintiff or the plaintiff's decedent [was] already suffering from some injury, condition, or disease when a medical provider negligently diagnoses the condition, fails to render proper aid, or provides treatment that actually aggravates the condition. As a result, the underlying condition is allowed to progress, or is hastened, to the point where its inevitable consequences become manifest.

*Id.* The Court then found that the case before it was different in that the ultimate harm was directly caused by the defendants' negligence rather than by their negligence combining with the decedent's pre-existing condition. *Id.* at 341. Thus, the Court concluded that the trial court should not have applied the loss of less-than-even chance theory.

{¶32} The situation before us is akin to the cases reviewed by the Supreme Court in *McMullen*, wherein a medical provider's negligence combined with Mr. Geesaman's pre-existing condition to lead to the injury, rather than the actual facts of *McMullen*. The holding in *McMullen* was designed to prevent a tortfeasor from escaping full liability when the person the tortfeasor negligently injured happened

to also suffer from some pre-existing condition. However, in this case, no one alleged that Dr. Cox did something to directly cause Mr. Geesaman to have a stroke, but instead, that he failed to recognize the first stroke, which led to a lack of proper treatment to prevent the second stroke.

{¶33} Once again, the entire premise of the loss of less-than-even chance of recovery/survival is that doctors and other medical personnel should not be allowed to benefit from the uncertainty of recovery/survival that their negligence has created. See *Roberts*, 76 Ohio St.3d at 486-487. Moreover, “[w]hen those preexisting conditions have not absolutely preordained an adverse outcome, however, the chance of avoiding it should be appropriately compensated even if that chance is not better than even.” *Roberts*, 76 Ohio St.3d at 487, quoting King, *Causation, Valuation, and Chance in Personal Injury Torts Involving Preexisting Conditions and Future Consequences* (1981), 90 Yale L.J. 1353, 1354.

{¶34} For these reasons, the jury should have been instructed on the loss of less-than-even chance theory of recovery. Although the Geesamans presented testimony that Mr. Geesaman’s chance to avoid the second stroke and resultant injuries was more probable than not with proper diagnosis and treatment, other evidence could have led a reasonable juror to conclude that Mr. Geesaman had a less-than-even chance to avoid the second stroke and resultant injuries. Therefore, if the jury did not find proximate cause, the evidence warranted instructing them to consider loss of chance, not as a fallback position for the Geesamans, as Dr. Cox

asserts, but based upon the evidence before it. Thus, the trial court abused its discretion in unreasonably refusing to instruct the jury on this issue when the evidence clearly supported it. For these reasons, the second assignment of error is sustained.

*First Assignment of Error*

{¶35} The Geesamans assert in their first assignment of error that the trial court erred in excluding the loss of less-than-even chance of recovery during their case-in-chief. Although we fail to find any legal obstacle in Ohio law for the Geesamans to have pursued both the traditional notion of proximate causation and the relaxed causation standard of loss of less-than-even chance, especially in light of the Supreme Court's decision in *Roberts* to expressly overrule *Cooper*, we need not decide this issue here given the actual development of the evidence at trial, which clearly warranted the requested jury instruction on loss of less-than-even chance in any event as discussed in the determination of the second assignment of error. Therefore, the first assignment of error is moot and, consequently, overruled.

*Third Assignment of Error*

{¶36} In their third assignment of error, the Geesamans contend that the trial court abused its discretion when it gave the jury an instruction on comparative negligence. The jury was given eight interrogatories by the trial court at the conclusion of its instructions. The fourth and fifth interrogatories addressed the

issue of comparative negligence. However, the jury was to answer these interrogatories only if it found Dr. Almudallal negligent and that his negligence proximately caused injury to Mr. Geesaman or if it found Dr. Cox's admitted negligence proximately caused injury to Mr. Geesaman. Because the jury did not find Dr. Almudallal negligent and did not find that Dr. Cox's negligence proximately caused injury to Mr. Geesaman, the issue of whether Mr. Geesaman was comparatively negligent was never reached. Therefore, this assignment of error is moot and, consequently, overruled.

*Fourth Assignment of Error*

{¶37} The Geesamans next maintain that the trial court erred in permitting evidence of Mr. Geesaman's prior drug use to be introduced at trial. In reviewing this assignment of error, we first note that "[t]he admission of evidence is generally within the sound discretion of the trial court, and a reviewing court may reverse only upon the showing of an abuse of that discretion." *Peters v. Ohio State Lottery Comm.* (1992), 63 Ohio St.3d 296, 299, 587 N.E.2d 290. As previously noted, the term "abuse of discretion" connotes a judgment that is rendered with an unreasonable, arbitrary, or unconscionable attitude. *Blakemore*, 5 Ohio St.3d at 219, 450 N.E.2d 1140.

{¶38} In the case sub judice, the medical records of Mr. Geesaman included a reference to prior drug use. One such reference was included in a letter to Dr. Stephen Sandy, Mr. Geesaman's primary physician, from Matthew P.

Ziccardi, Psy.D. Dr. Ziccardi conducted a neuropsychological consult on Mr. Geesaman on June 7, 2005, and wrote a letter to Dr. Sandy regarding his examination, impression, and recommendations. Included in this letter was the following statement: "His medical and psychiatric histories are notable for an extensive history of polysubstance abuse, including alcohol, barbiturates, injected drugs, and inhalants."

{¶39} Prior to trial, the Geesamans filed a motion in limine to exclude any reference to prior drug use by Mr. Geesaman. The trial court overruled this motion, stating that

**It's common knowledge the effect of these particular items. \* \* \*  
You don't start with, okay, he had a stroke. It has to do with  
everything; if there is any link or how a person conducted their  
life. It didn't start at that event. And if a person had taken  
drugs once or twice that's one thing. But if they've taken it for a  
number of times over a number of years the court believes that it  
does have probative value and it is not prejudicial and would  
allow reference to the same.**

After this ruling, counsel for Dr. Cox commented in opening statement that Mr. Geesaman had a fairly lengthy history of substance abuse. In response, Lori Geesaman testified that she had known her husband since 1992, that they were married in 1996, and that she had never known him to have taken any illegal drugs.

{¶40} The trial court admitted the letter from Dr. Ziccardi as a part of Dr. Almudallal's Exhibit A.<sup>3</sup> During closing statements, counsel for Dr. Almudallal placed several items on a screen in his discussion of damages to show the jurors regarding Mr. Geesaman's failure to follow through with medical advice, the number of risk factors that he had and ignored, and his overall failure to attend to his own health. In these images, he included the letter from Dr. Ziccardi. He directed the jurors' attention to a portion of the letter, which he highlighted, involving Mr. Geesaman's denial of any cognitive or emotional changes related to his stroke. However, immediately preceding this sentence was the sentence concerning Mr. Geesaman's history of polysubstance abuse, which was also underlined.

{¶41} Evidence Rule 402 provides that "[a]ll relevant evidence is admissible, except as otherwise provided[.]" Relevant evidence is defined as "evidence having any tendency to make the existence of any fact that is of consequence to the determination of the action more probable or less probable than it would be without the evidence." Evid.R. 401. Relevant evidence is not admissible "if its probative value is substantially outweighed by the danger of unfair prejudice, of confusion of the issues, or of misleading the jury." Evid.R. 403.

---

<sup>3</sup> Although the Geesamans did not object to the admission of this exhibit as a whole, they did object to any references to prior drug usage, preserving this issue for appeal.



{¶42} Here, there was no evidence that any drug use, if shown, was relevant to the issues before the jury. There was no testimony showing any causal connection between Mr. Geesaman's drug use, his stroke, and the resultant damages. Thus, this topic did not have any tendency to make the existence of any fact of consequence more or less probable. Moreover, even assuming *arguendo* that there was some relevance to past drug use, its probative value was substantially outweighed by the danger of unfair prejudice, confusion of the issues, and of misleading the juror. In fact, the trial court's own statement, noted above, evidences these problems as it appears to have been misled by the evidence of prior drug use and confused as to the issue. Thus, the trial court should not have allowed this evidence and abused its discretion in so doing.

{¶43} However, while the trial court erred in admitting evidence of prior drug use, we cannot find that the trial court's decision, given the limited nature and reference to this evidence by the parties, affected the outcome of the trial so as to rise to the level of reversible error. Therefore, this assignment of error is overruled.

*Fifth Assignment of Error*

{¶44} The Geesamans assert in their fifth assignment of error that the trial court erred when it admitted the deposition of Dr. Charles Lanzieri, a neuroradiologist, into evidence during the trial. As an initial matter, we note that the testimony of Dr. Lanzieri involved the standard of care of radiologists and

causation. Given the jury's finding that Dr. Almudallal was not negligent, this assignment of error does not apply to the verdict rendered in favor of him. Thus, we address this issue only as it applies to Dr. Cox.

{¶45} During the discovery phase of this case, the Geesamans listed Dr. Lanzieri as one of their experts. As a result, a deposition of Dr. Lanzieri was conducted on June 23, 2008, and all counsel present questioned Dr. Lanzieri to varying degrees.<sup>4</sup> At trial, the Geesamans elected not to present Dr. Lanzieri as a witness in their case-in-chief. However, counsel for Dr. Cox introduced the deposition of Dr. Lanzieri during the presentation of Dr. Cox's case. The Geesamans objected to the use of the deposition for a number of reasons. The trial court overruled these objections, and the deposition in its entirety was then read into the record.

{¶46} The use of depositions at trial is governed by Civ.R. 32. This rule states, in relevant part:

At the trial \* \* \* any part or all of a deposition, *so far as admissible under the rules of evidence* applied as though the witness were then present and testifying, may be used against any party who was present or represented at the taking of the deposition \* \* \* in accordance with any one of the following provisions \* \* \*

The deposition of a witness, whether or not a party, may be used by any party for any purpose if the court finds: \* \* \* (e) that the witness is an attending physician or medical expert, although

---

<sup>4</sup> At this point in the litigation, St. Rita's Medical Center was a defendant. Counsel for the hospital was present at Dr. Lanzieri's deposition and also questioned him. The hospital was later dismissed prior to trial.

residing within the county in which the action is heard \* \* \* or (g) upon application and notice, that such exceptional circumstances exist as to make it desirable, in the interest of justice and with due regard to the importance of presenting the testimony of witnesses orally in open court, to allow the deposition to be used.

Civ.R. 32(A)(3). In cases involving medical malpractice, a person giving expert testimony on the issue of liability must be licensed to practice medicine by the licensing authority of any state and devote at least fifty percent of his/her professional time to active clinical practice in his/her licensed field or to teaching it at an accredited school. Evid.R. 601(D).

{¶47} In this case, Dr. Lanzieri qualified as a medical expert in radiology. Therefore, Civ.R. 32(A)(3) was satisfied. Further, he was a professor of radiology and neurosurgery at University Hospitals of Cleveland/Case Western Reserve University School of Medicine at the time of his deposition in June of 2008. Additionally, when he was deposed, he had recently stepped down as chairman of the department of radiology and resumed being a full-time radiologist. Thus, he was competent to testify pursuant to Evid.R. 601(D).

{¶48} However, our analysis does not end there. Rather, Civ.R. 32 only permits the use of depositions "so far as admissible under the rules of evidence." Civ.R. 32(A). That rule also provides that "[t]he introduction in evidence of the deposition or any part thereof for any purpose other than that of contradicting or

impeaching the deponent makes the deponent the witness of the party introducing the deposition[.]” Civ.R. 32(C).

{¶49} Evidence Rule 611 governs the mode and order of interrogation and presentation of evidence. Included in this rule is that “[l]eading questions should not be used on the direct examination of a witness except as may be necessary to develop the witness’ testimony.” Evid.R. 611(C). However, despite this limitation, “[t]he allowing or refusing of leading questions in the examination of a witness must very largely be subject to the control of the court, in the exercise of a sound discretion.” *Ramage v. Central Ohio Emergency Serv., Inc.* (1992), 64 Ohio St.3d 97, 111, 592 N.E.2d 828, quoting *Seley v. G.D. Searle & Co.* (1981), 67 Ohio St.2d 192, 204, 423 N.E.2d 831. In addition, the Rules of Evidence provide that “[c]ross-examination shall be permitted on all relevant matters and matters affecting credibility.” Evid.R. 611(B).

{¶50} A trial court’s ruling on these issues will stand absent an abuse of discretion. *Lambert v. Shearer* (1992), 84 Ohio App.3d 266, 275, 616 N.E.2d 965. As previously stated, an abuse of discretion “connotes more than an error of law or judgment; it implies that the court’s attitude is unreasonable, arbitrary, or unconscionable.” *Blakemore*, 5 Ohio St.3d at 219, 450 N.E.2d 1140.

{¶51} In the case sub judice, the Geesamans assert that Dr. Cox made Dr. Lanzieri his witness when Dr. Cox introduced the deposition at trial. Thus, they maintain that leading questions by counsel for Dr. Cox should not have been

permitted at the trial. They further contend that by allowing this deposition to be introduced, the trial court denied them the right to cross-examine Dr. Lanzieri pursuant to Evid.R. 611(B).

{¶52} A review of Dr. Cox's counsel's examination of Dr. Lanzieri during the deposition indicates that he asked many leading questions in attempting to discover the facts upon which Dr. Lanzieri based his opinions. By doing so, he was clearly cross-examining Dr. Lanzieri, who at the time of the deposition was not Dr. Cox's witness. The problem arose when Dr. Cox subsequently decided to present the deposition of Dr. Lanzieri in effect as his own witness in Dr. Cox's case-in-chief.

{¶53} In this particular deposition, however, Dr. Lanzieri was repeatedly allowed to elaborate on his answers, often times providing great detail and in depth explanations. In addition, many questions were also asked by counsel for the two other remaining defendants, Dr. Almudallal and St. Rita's Medical Center, both of whom also permitted Dr. Lanzieri to expound upon his responses. Accordingly, on the record before this Court, we cannot conclude that the trial court acted in an unreasonable, arbitrary, or unconscionable manner in permitting the use of the deposition at trial or that any prejudice resulted therefrom based upon the use of leading questions.

{¶54} As to the contention that the Geesamans had no opportunity to cross-examine Dr. Lanzieri, this assertion is without merit. During the deposition of Dr.

Lanzieri, counsel for the Geesamans did ask questions of him. Although we note that counsel for Dr. Almudallal objected to the Geesamans questioning their own witness at the deposition, counsel for the Geesamans stated: "I disagree, obviously. It's a witness, and anybody can ask questions." Counsel then proceeded to ask questions of Dr. Lanzieri. Thus, the Geesamans did have an opportunity to question the witness, including through the use of their own leading questions. Furthermore, Dr. Lanzieri was a listed witness for the Geesamans. As such, their counsel had ample opportunity to fully discover the opinion(s) of Dr. Lanzieri prior to the deposition and to fully question him on those at the deposition if he so chose. Therefore, the fifth assignment of error is overruled.

*Sixth Assignment of Error*

{¶55} In their sixth assignment of error, the Geesamans assert that the trial court erred when it permitted Dr. David Preston, the neurologist who testified on behalf of Dr. Almudallal, to render an opinion concerning two MRI's taken of Mr. Geesaman during his rehabilitation on April 15, 2005, and April 25, 2005.

{¶56} During the presentation of Dr. Almudallal's defense, counsel for the doctor called Dr. Preston to the stand. Prior to his testimony, the Geesamans' attorney made an oral motion in limine, requesting that Dr. Preston not be permitted to testify about the aforementioned MRI's. These two MRI's showed additional infarcts in Mr. Geesaman's brain.

{¶57} Counsel's concern was that Dr. Preston would use those images to show that Mr. Geesaman was suffering additional strokes despite proper medical intervention since the April 5, 2005 stroke, thus bolstering the defense theory that nothing would have prevented the second stroke. They maintained that the problem with this sort of testimony was that during his deposition, taken a number of months before trial, Dr. Preston did not recall those images and rendered no opinions based on those images. Therefore, any testimony concerning those MRI's in support of Dr. Preston's opinions on causation was a surprise and would be unfairly prejudicial.

{¶58} The trial court agreed with the Geesamans and informed counsel for Dr. Almudallal that he could not elicit any testimony from Dr. Preston that involved those two MRI's. Counsel for Dr. Almudallal followed this decision and did not elicit any such testimony. However, during cross-examination by counsel for Dr. Cox, counsel proposed hypothetical questions to Dr. Preston using those two MRI's. Specifically, counsel for Dr. Cox asked him to assume that two other doctors testified that an MRI on April 15<sup>th</sup> and on April 25<sup>th</sup> revealed new infarcts, both occurring several days after Mr. Geesaman was readmitted to the hospital and started on aspirin and other medications/treatments. He then asked Dr. Preston if this would indicate that the medication was not working to defeat Mr. Geesaman's atherosclerotic disease, which was causing his strokes. Over the repeated objections by the Geesamans, Dr. Preston was permitted to answer. He answered

that the subsequent strokes did indicate that the medicine was not working at that point.

{¶59} The Rules of Civil Procedure allow the discovery of opinions of experts retained by the opposing party. See Civ.R. 26(B)(5). This Court has previously noted that the purpose of this rule is “to prevent surprise when dealing with expert witnesses.” *Vance v. Marion Gen. Hosp.*, 165 Ohio App.3d 615, 847 N.E.2d 1229, 2006-Ohio-146, at ¶ 12, citing *Vaught v. The Cleveland Clinic Foundation* (Sept. 6, 2001), 8<sup>th</sup> Dist. No. 79026, 2001 WL 1034705, at \*3. Moreover, “[a] litigant is not only entitled to know an opposing expert’s opinion on a matter, but the basis for that opinion as well \* \* \* so that opposing counsel may make adequate trial preparations.” *Vaught*, 8<sup>th</sup> Dist. No. 79026, 2001 WL 1034705, at \*3.

{¶60} Here, the opinion rendered by Dr. Preston that evidence of new infarcts in the April 15<sup>th</sup> and April 25<sup>th</sup> MRI’s would indicate that the medication was not working to defeat Mr. Geesaman’s atherosclerotic disease, which was causing his strokes, was an opinion not previously disclosed during his deposition. Because Dr. Preston did not recall those images and offered no opinion regarding anything seen on those images, counsel for the Geesamans did not have the opportunity to adequately prepare for this portion of Dr. Preston’s testimony. This is true regardless of who asked the questions.



{¶61} Although this would not be regarded as a direct discovery violation by counsel for Dr. Cox, who did not call Dr. Preston to the stand, it nonetheless amounts to unfair surprise and defeats the spirit of the discovery rules, particularly in light of the fact that counsel for Dr. Cox was present at the taking of the deposition of Dr. Preston and during the argument and ruling on the motion in limine. For these reasons, the sixth assignment of error is well taken as to Dr. Cox.

{¶62} However, the subject-matter of this assignment of error involves the issue of causation, not standard of care. As previously noted, given the jury's finding that Dr. Almudallal was not negligent, this assignment of error does not affect the verdict in favor of Dr. Almudallal and is overruled as to him.

{¶63} Based on all of the foregoing, the judgment of the trial court in favor of Dr. Almudallal is affirmed, the judgment in favor of Dr. Cox is reversed, and the cause remanded to the trial court for further proceedings consistent with this opinion.

*Judgment Affirmed in Part,  
Reversed in Part, and  
Cause Remanded*

ROGERS and BROGAN, J.J., concur.

(2<sup>nd</sup> District Court of Appeals Judge James Austin Brogan, sitting by Assignment)

/jlr

IN THE COURT OF APPEALS OF OHIO  
THIRD APPELLATE DISTRICT  
ALLEN COUNTY

COURT OF APPEALS  
FILED

2009 AUG 10 PM 12:53  
CINA G. STALEY-BURLEY  
CLERK OF COURTS  
ALLEN COUNTY, OHIO

JEFFREY GEESAMAN, ET AL.,

PLAINTIFFS-APPELLANTS,

CASE NO. 1-08-65

v.



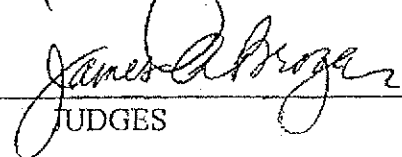
ST. RITA'S MEDICAL CENTER, ET AL.,

JUDGMENT  
ENTRY

DEFENDANTS-APPELLEES.

For the reasons stated in the opinion of this Court, it is the judgment and order of this Court that the judgment of the trial court is affirmed in part and reversed in part with costs assessed equally between Appellants and Appellees for which judgment is hereby rendered. The cause is hereby remanded to the trial court for further proceedings and for execution of the judgment for costs.

It is further ordered that the Clerk of this Court certify a copy of this Court's judgment entry and opinion to the trial court as the mandate prescribed by App.R. 27; and serve a copy of this Court's judgment entry and opinion on each party to the proceedings and note the date of service in the docket. See App.R. 30.

  
  
  
JUDGES

DATED: August 10, 2009

COURT OF APPEALS  
FILED

2009 OCT 21 PM 1:08

IN THE COURT OF APPEALS OF OHIO  
THIRD APPELLATE DISTRICT  
ALLEN COUNTY

MA. C. STALEY-BURLE  
CLERK OF COURTS  
ALLEN COUNTY, OHIO

---

JEFFREY GEESAMAN, ET AL.,

PLAINTIFFS-APPELLANTS,

CASE NO. 1-08-65

v.

ST. RITA'S MEDICAL CENTER, ET AL.,

JUDGMENT  
ENTRY

DEFENDANTS-APPELLEES.

---

This cause comes on for determination of the application for reconsideration and application to certify a conflict filed by Appellee John Cox, D.O., with response briefs in opposition, and the motion for clarification and/or reconsideration filed by Appellee Lima Radiology Associates, Inc., with response briefs in opposition.

Upon consideration of same, the court finds that the application for reconsideration filed by Dr. Cox fails to call to the attention of the court an obvious error in the decision or raise an issue not properly considered in the first instance. *Garfield Hts. City School Dist. v. State Bd. of Edn.* (1992), 85 Ohio App.3d 117; *Columbus v. Hodge* (1987), 37 Ohio App.3d 68. The application sets forth the same arguments that were considered and decided properly in the first instance.

The court further finds that there is no true and actual conflict on a rule of law between the decision in the instant case and the decisions in *Haney v. Barringer*, 7<sup>th</sup>

Case No. 1-08-65

Dist.No. 06MA141, 2007-Ohio-7214; *McDermott v. Tweel*, 151 Ohio App.3d 763; *Liotta v. Rainey*, (Nov. 22, 2000), 8<sup>th</sup> Dist.No. 77396; *Wright v. Suzuki Motor Corp.*, 4<sup>th</sup> Dist.No. 03CA2, 03CA3, 03CA4, 2005-Ohio-3494; and *Faulk v. Internatl. Bus. Mach. Corp.*, (Sept. 7, 2001), 1<sup>st</sup> Dist.Nos. C-000765, C-000778. The factual distinctions in these cases result in a rule of law that is not in conflict with the instant case. See *Whitelock v. Gilbane Bldg. Co.* (1993), 66 Ohio St.3d 594. Accordingly, the applications of Appellee Cox are not well taken.



In regard to the motion for clarification and/or reconsideration of Lima Radiology Associates, the court finds that it is not necessary to grant reconsideration and vacate the entire opinion. However, there does appear to be a misstatement in "Footnote 2" and, although it should be evident to the parties, an ambiguity in the concluding paragraph of the opinion, Paragraph #63, that is worthy of clarification to remove any doubt. For this reason the request for clarification is well taken and an Erratum to the opinion shall issue contemporaneously herewith.

It is therefore **ORDERED** that the application for reconsideration and application to certify a conflict filed by Appellee John Cox, D.O., be, and the same hereby are, overruled.

It is further **ORDERED** that the motion for clarification and/or reconsideration filed by Appellee Lima Radiology Associates, Inc. be, and hereby is, granted to the

Case No. 1-08-65

extent that an erratum to the opinion shall issue correcting "Footnote 2" in Paragraph #12, and Paragraph #63.

  
\_\_\_\_\_  
  
\_\_\_\_\_  
James A. Broger  
\_\_\_\_\_  
JUDGES

DATED: October 21, 2009  
/jlr

COURT OF APPEALS  
FILED

2009 OCT 21 PM 1:08

**IN THE COURT OF APPEALS OF OHIO  
THIRD APPELLATE DISTRICT  
ALLEN COUNTY**

ANA C. STALEY-BURLE  
CLERK OF COURTS  
ALLEN COUNTY, OHIO

---

**JEFFREY GEESAMAN, ET AL.,**

**PLAINTIFFS-APPELLANTS,**

**CASE NO. 1-08-65**

**v.**

**ST. RITA'S MEDICAL CENTER, ET AL.,**

**ERRATUM  
TO  
OPINION**

**DEFENDANTS-APPELLEES.**

---

**Appeal from Allen County Common Pleas Court  
Trial Court No. CV2006 0914**

**Judgment Affirmed in Part, Reversed in Part, and Cause Remanded**

**Date of Decision: August 10, 2009**

---

Footnote 2 in Paragraph #12 filed on August 10, 2009 incorrectly reads:

The complaint names Lima Radiology Associates ("LRA") under the doctrine of respondeat superior as the employer of Dr. Cox or that Dr. Cox was the owner of LRA. The judgment entry on the jury's verdict indicates that LRA was dismissed pursuant to the verdict. However, LRA's involvement was not mentioned during the trial nor was there a finding by the jury in regards to LRA. Rather, all parties acted as if the case were solely against Dr. Cox and Dr. Almudallal.

Footnote 2 in Paragraph #12 filed on August 10, 2009 is hereby corrected to read:

The complaint names Lima Radiology Associates ("LRA") under the doctrine of respondeat superior as the employer of Dr. Cox or that Dr. Cox was the owner of LRA. However, LRA's liability under the doctrine of respondeat superior was not a question before the jury because LRA admitted in its answer to the plaintiffs' complaint that Dr. Cox was its employee at the time of Mr. Geesaman's injury and was acting

within the scope of that employment when he examined Mr. Geesaman's MRI and concluded that the MRI was normal. LRA denied, however, that Dr. Cox was negligent and/or that he caused the plaintiffs' injuries. Given these admissions and denials, LRA's liability was dependent upon the jury's verdict as to Dr. Cox. In accordance with the jury's verdict as to Dr. Cox, the judgment entry on the jury's verdict indicates that both Dr. Cox and LRA were dismissed pursuant to the verdict. Because LRA's liability is dependent solely upon the liability of Dr. Cox, throughout this opinion our rulings on the assignments of error as to Dr. Cox also apply to LRA.

Paragraph #63 filed on August 10, 2009 incorrectly reads; "Based on all of the foregoing, the judgment of the trial court in favor of Dr. Almudallal is affirmed, the judgment in favor of Dr. Cox is reversed, and the cause remanded to the trial court for further proceedings consistent with this opinion."

Paragraph #63 filed on August 10, 2009 is hereby corrected to read; "Based on all of the foregoing, the judgment of the trial court in favor of Dr. Almudallal is affirmed, the judgment in favor of Dr. Cox and Lima Radiological Associates is reversed, and the cause remanded to the trial court for further proceedings consistent with this opinion."

**SHAW, ROGERS and BROGAN, J.J., concur.**

**(2<sup>nd</sup> District Court of Appeals Judge James Austin Brogan, sitting by Assignment)**

/jlr